

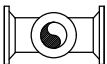




NOTE: ALL ABOVE GROUND DIP TO BE COATED WITH TNEMEC 110GN CLOVER OR DCWS APPROVED EQUIVALENT.

LEGEND

-  PLUG VALVE
-  PLUG VALVE w/BLIND FLANGE
-  MJ TEE
-  RESTRAINED JOINT MJ FLANGE
-  CHECK VALVE

DORCHESTER COUNTY WATER & SEWER	
TYPICAL PUMP STATION W/ FLOW METER TOP PLAN	DRAWING: S-22
DATE: <u>NOVEMBER 2025</u>	DRAWN BY: <u>STL</u>
SCALE: <u>NTS</u>	APPROVED BY: <u>ACR</u>